

“Discovering the Treasures of Success”



*Feeling Marooned? Helping My Middle/High School Child With Homework**

Presenters:

Berlande Gibson, Ed.S Special Education Facilitator

Tracey Matthews, Ed.S Family and Community Engagement Supervisor

Objectives

1. To transform your thinking about **your role** regarding middle and high school homework completion.
2. To establish **peace** and sanity and **reduce frustration** and tears (both **yours** and your child's) during homework time.

Objectives

3. To increase your child's:

A. Independence

B. Personal Responsibility and Sense of Control

C. Assertiveness

D. Self-concept

E. Academic Success

F. Career and post-secondary readiness skills

Objectives

4. To improve your **relationship** with your child(ren) and possibly your friends and significant others.



What Role Would You Like to Play?

Star

Tutor (Teacher)- Student

- ✿ Learn how to add and subtract polynomials and monomials.
- ✿ Understand the difference between homographs, homonyms and homophones.
- ✿ List the 6 types of triangles.
- ✿ Illustrate and label all celestial bodies of the solar system.
- ✿ Recall in order all 27 Constitutional amendments as well as the proposed 28th.

Supporting Role (Parent-Child)

- ✿ Guide your child to resources that can help him/her answer these and other problems.
- ✿ Create an at home environment for his/her learning style.
- ✿ Clearly communicate and demonstrate your interest and the value you place on his/her current learning.

Casting Call



What role would you like to play?

STAR: *Teacher/Tutor*

SUPPORTING ROLE: *Parent*

Co-Star: *Student*

Co-Star: *Child*

Which One Do You Think is Most Important To Your Child's Success?

- A. Teacher competence and guidance.
- B. The amount of money the government spends on education.
- C. Parent's motivation, support and involvement in your child's education.

Which One Do You Think is Most Important To Your Child's Success?

PARENTS still have the greatest
influence on their children's
success!

Parents...

Clearly communicate and demonstrate your interest and the value you place on your child's current learning.


Your Role Is To:

- 1. Stay abreast of info on Parent Portal.**
- 2. Discuss grades.**
- 3. Discuss homework.**
- 4. Words of encouragement**
- 5. Keep the discussion of post secondary choices in routine conversations.**
- 6. Provide opportunities.**

Communicate Assertively

- ❁ Tell your children **CLEARLY** and **FIRMLY** that you expect them to complete their homework responsibilities.
- ❁ **Do not react or respond to anything negative they say. Arguing is a no-win situation it's just leaves everyone angry.**
- ❁ **Actions (or lack of) = Consequences**


Take Action



Take Action





- ❁ Tell your children the choice is theirs.
- ❁ Don't make meaningless threats of punishment.
- ❁ Be consistent in following through with your expectations.
- ❁ Be prepared for your child to test you.
- ❁ Call the school for assistance/suggestions if your child still will not do their homework.

Rely on the "Crew"-The Teacher




Rely on the “Crew”-The Teacher

Contact the teacher:

-  when your child is not doing homework.
-  if your child is not bringing assignments home.
-  if your child is not finishing homework.
-  if your child does a poor job on homework assignments or has poor work habits.

Motivation-Praise





Motivation-Praise

- ❁ Don't focus on the negative.
- ❁ Consistently praise your children's efforts.
- ❁ Tell them **specifically** what you like about what they did or have done vs. "good work."
- ❁ Don't be afraid to pat your child on the shoulder or hug them.
- ❁ Give them SUPER PRAISE!!!



Daily Schedule

- ❁ Make sure all of your children's activities are written on the Daily Schedule.
- ❁ Determine the length of time needed each day for homework.

MONDAY / HOMEWORK TIME:	
3:00 PM	7:00 PM
4:00 PM	8:00 PM
5:00 PM	9:00 PM
6:00 PM	10:00 PM

TUESDAY / HOMEWORK TIME:	
3:00 PM	7:00 PM
4:00 PM	8:00 PM
5:00 PM	9:00 PM
6:00 PM	10:00 PM


WEDNESDAY / HOMEWORK TIME:	
3:00 PM	7:00 PM
4:00 PM	8:00 PM
5:00 PM	9:00 PM
6:00 PM	10:00 PM

THURSDAY / HOMEWORK TIME:	
3:00 PM	7:00 PM
4:00 PM	8:00 PM
5:00 PM	9:00 PM
6:00 PM	10:00 PM

FRIDAY / HOMEWORK TIME:	
3:00 PM	7:00 PM
4:00 PM	8:00 PM
5:00 PM	9:00 PM

Doing Homework On Time

- ❁ Homework is to be scheduled into your child's life.
- ❁ Tell your children how you expect homework time to be scheduled.



BEWARE!!!

 Speeders

 Forgetters

Be a Valuable Treasure of Success When You:

- ❁ Read to your child.
- ❁ Listen to your child read.
- ❁ Ask questions about what they read and what they are doing in school.
- ❁ Help prepare for tests and up coming assignments as a “learner.”
- ❁ Give guidance and support.
- ❁ Have your children repeat affirmations.
- ❁ Pray for your kids.

Resources!



Rule #1: Children Must Do Homework on Their Own



Children Must Do Homework on Their Own

1. Determine if they can't do it or if they don't want to do it.
2. You're not responsible for teaching concepts to your children.

FREE Helpful Resources Offered by Knox County

[Tutor.com](#): Tutor TN

[Parent Portal](#)

Internet Resources

National PTA Website

Commercial Resources

1. Personal tutors
2. Professional tutoring companies
3. Go back to school and relearn the skills that you've simply forgotten or never understood in the first place.

Available Resources

- ❁ Help! My kid Has Homework by Joan Brown*
- ❁ Smart But Scattered Peg Dawson Ed.D & Richard Guare, Ph.D*
- ❁ Homework Without Tears by Lee Canter*
- ❁ The Organized Student: Teaching Children the Skills for Success & Beyond; Donna Goldberg*
- ❁ Super Study Skill- Laurie Rozakis, Ph.D*

Available Resources

- ❁ Study Smarter, Not Harder: Kevic Paul, MA*
- ❁ How to do Homework Without Throwing Up. by Trevor Romain*
- ❁ Parent Homework Dictionary by Dan McLaughlin*
- ❁ Classes in the Community

* [KCS FCE/FRC Lending Library](http://knoxschools.org/fce) knoxschools.org/fce or knoxschools.org/frc

What is The Best Free Resource?

Can you Guess???????



Learning Styles/Environment



Learning Styles

1. **Reflect** on the way **you** learn best:
Hands-on, reading, listening, etc.
2. **Learn** more about different learning styles.
3. **Support** your child's learning style
(trial/error).

Environment and Tools

1. **Reflect** on the type of environment in which **you** best work, learn, or complete tasks (music, quiet space, table/chair, soft chair, uncluttered, cluttered, alone, around others, etc.)
2. **Special workspace (environment)**
3. **Preferred lighting (environment)**
4. **Preferred temperature (environment)**
5. **Materials and supplies (tools)**
6. **“Do Not Disturb” sign (tools)**

Think



- **Think:** What is your personal learning style, and how well would you function and perform if it were not supported?

Birds Protect Their Young



What Kind of “Bird” Can You Be for Your Child?



Parent Homework



An Eagle

A parent who:

- ❑ helps my child identify and then provide resources and tools needed for success,
- ❑ insists that my child use those resources to find answers to help them complete their homework,



An Eagle

- allows my child to “choose” to suffer the natural consequences at school and the pre-established related consequences at home that promote the practice of completing homework and assuming personal responsibility,



An Eagle

☐ makes the time to contact my child's teacher(s) to ask what additional help is available to assist my child in identified areas of need



An Eagle

□ makes the time to check Parent Portal on a regular basis and then communicate my concerns, questions, and praise to my child, and



An Eagle

□ reviews my child's homework and make basic observations (best handwriting, completion, etc).



An Owl

A parent who

provides
“Eagle” support
and

has the time to
help my child
review
resources and
find the
answers,



An Owl

□ has the time to
check all
homework and
the ability to
help make some
basic
corrections, and



An Owl

□ makes the time (while driving, waiting in line, at the dinner table, etc.) to ask my child to share and explain new concepts he/she has learned in school each day.



A Great Auk (Extinct)

A parent who
□ provides
“Eagle” and
“Owl” support
and is a certified
educator,



A Great Auk (Extinct)

❑ has the time
and ability to
check each
homework
problem in
every subject for
accuracy,



A Great Auk (Extinct)

□ has the time
and ability to
tutor my child
regarding every
incorrect answer
I identify,



A Great Auk (Extinct)

□ looks at the upcoming grade level standards and curriculum to help my child prepare for the next week's lesson,



A Great Auk (Extinct)

□ has the time and ability to homeschool my child after they arrive home from public school each day,



A Great Auk (Extinct)

□emails my
child's teacher
every day to
keep him/her
abreast of our
daily at home
progress,



Homework



Check-off the “bird” behaviors you can provide.

Objective Check

1. To transform your thinking about **your role** regarding middle and high school homework completion.

You have choice “roles.”

Objective Check

2. To establish **peace and sanity** and reduce **frustration and tears** during homework time...both **yours** and your child(ren).

You don't have to relearn (or learn) algebra, calculus, etc.!

Objective Check

3. To increase your child's:

A. Independence: "I don't have to always rely/depend on someone else."

B. Personal Responsibility and Sense of Control: "I can find the help and answers I need."

Objective Check

To increase your child's:

C. Assertiveness: "I can achieve more if I don't just sit on the sidelines and wait for things to be handed to me."

D. Self-Concept: "I found the help I needed! I'm smarter than I thought!"

Objective Check

To increase your child's:

E. Present Academic Success: **Learn to use new resources to improve learning outcomes.**

F. Post-secondary Readiness Skill

Building: **Develop the ability to find solutions, answers, and problem solve independently and/or with a group.**

Objective Check

4. To **improve** your **relationship** with your **child** and possibly your **friends** and **significant other**.



Contact Information

Berlande Gibson, Ed.S., Special Ed. Facilitator

Phone (865) 594-1564

berlande.gibson@knoxschools.org

**Tracey Matthews, Ed.S., Family and Community
Engagement Supervisor**

Phone (865) 594-9524

tracey.matthews@knoxschools.org

Thank you!

Now you have a new set of
“keys” to continue unlocking
the treasures of your child’s
success!

